



THE WORLD LEADER IN
FUME EXTRACTION TECHNOLOGY

AD PVC iQ

Advantage

The AD PVC iQ extraction system has been designed to effectively deal with the corrosive nature of the fumes generated when lasering PVC materials.

The latest design specification now offers many of the features associated with our "Best in class" AD Oracle iQ model as standard but in addition all internally exposed surfaces have been coated to resist the corrosive nature of the fume and each unit is fitted with HCL and VOC sensors which continually monitor the exhaust air of the unit giving added safety assurance.

STANDARD FEATURES:

- iQ operating system
- Auto sensing voltage (90-257v)
- Reverse Flow filter technology
- Automatic flow control
- Turbine with high airflow and pressure
- Acid Resistant coatings
- HCL and VOC gas sensors
- 'Easi-Seal' filter location mechanism
- Compact design
- ACF technology
- Low noise levels

OPTIONAL FEATURES:

- Remote stop / start interface
- Filter change / System fail signal

For the Laser Marking, Coding and Engraving of PVC materials.

The iQ Operating System performs at two distinct levels. Whilst operators benefit from the ease of operation and clarity of real time information, the system also provides a cache of analytical data, enabling users to download performance and operating parameters for evaluation purposes. The iQ system takes performance and safety parameters to a new level and ensures that maintenance downtime and ownership costs are kept to a minimum.

iQ FEATURES:

- High contrast display
- Real time airflow reading
- Independent filter condition monitoring
- Filter status warnings
- 'Run safe' operation
- Remote diagnostics via USB



iQ Intelligent Technology



Featuring Advanced Carbon Filter technology



Independent filter monitoring

- Real time pre filter condition
- Real time main filter condition
- Internal unit temperature
- Run time
- Target airflow set point
- Actual airflow in CFM or M³/hr

<http://www.bofa.co.uk/iqOperationSystem.asp>



Take a look at the iQ animation, which explains exactly why the BOFA iQ Operating System provides unrivalled control and data management for your fume extraction unit.

PART NUMBERS				
Model	Voltage	Part No.	24V Stop / Start	Filter change / System failure signal
AD PVC iQ Stainless Steel	90-257V	L0952A	A2001	A2002

REPLACEMENT FILTERS AND ACCESSORIES*				
Model	Pre Filter	Chemical Pad Filter	Combined HEPA / Gas Filter	Replacement HCL Sensor
AD PVC iQ	A1030081	A1030083	A1030082	A1070003

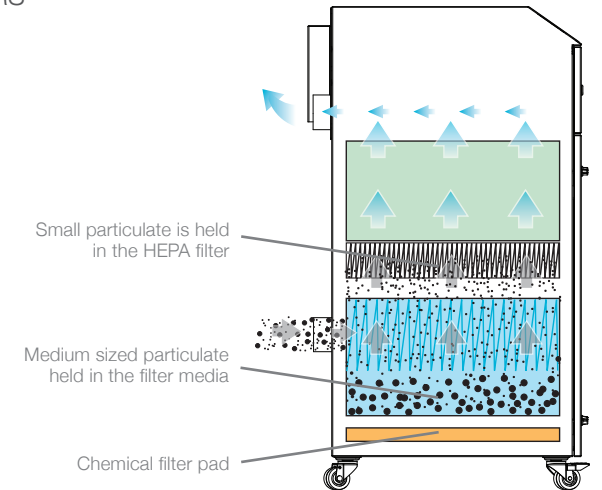

TECHNICAL DATA		
	230V	115V
Dimensions (HxWxD)	1090 x 570 x 640mm	43 x 22.4 x 25"
Cabinet Construction	Brushed stainless steel with epoxy coated internal contact parts	
Airflow / Pressure	300m³/hr (176cfm) / 96mbar	270m³/hr (160cfm) / 96mbar
Electrical Data	90 - 257v 1ph 50/60Hz Full load current: 11 amps / 1.1kw	
Noise Level	< 60dBA*	< 60dBA*
Weight	95kg	209lbs

* At typical operating speed.

PRE FILTER SPECIFICATIONS	
Surface Media Area	2m² approx
Filter Media	Polyester
Filter Media Construction	8 Pocket Bag Filter
Filter Housing	Corrosion Resistant Coated Stainless Steel
Filter Efficiency	F8 (95% @ 0.9 microns)

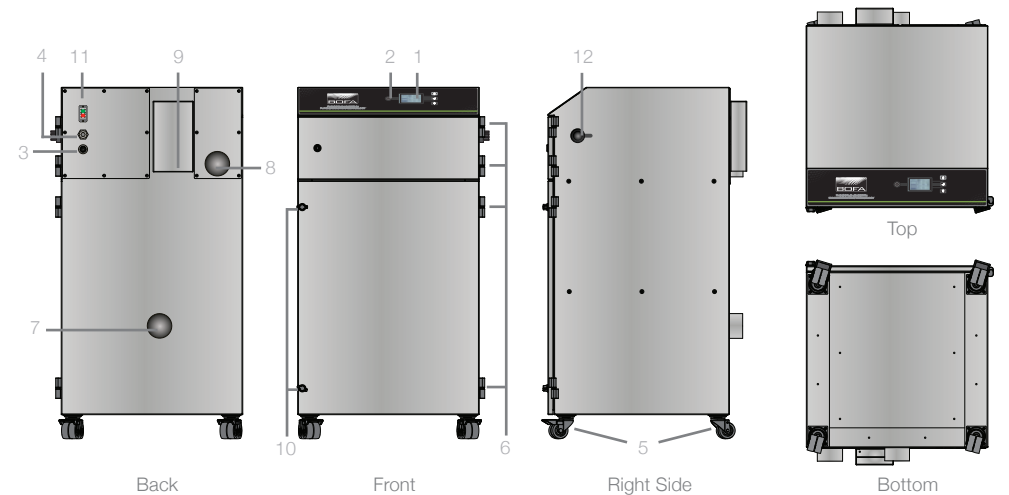
GAS/HEPA FILTER SPECIFICATIONS	
HEPA Filter Media	Glass Fibre
HEPA Media Construction	Maxi Pleat Construction with Webbing Spacers
Treated Activated Carbon	Blend of impregnated activated carbons (21kg)
Filter Housing	Corrosion Resistant Coated Stainless Steel
Filter Efficiency	99.997% @ 0.3 microns

AIRFLOW THROUGH FILTERS



TECHNICAL SPECIFICATION

- | | |
|----------------------------|--------------------------------|
| 1 iQ Display | 7 Hose Inlet Connection - 75mm |
| 2 Standby Switch | 8 Exhaust Outlet - 75mm |
| 3 Signal / Interface Cable | 9 Motor Cooling Inlet |
| 4 Power Cable | 10 Door Latch |
| 5 Castors | 11 On / Off Switch |
| 6 Door Hinge | 12 USB Socket |



Other hose kits and filters are available. All of the above units are fitted with our standard filter combinations. For specific applications please call us for details. Replacement filters should always be ordered using the part number on the filters inside your extractor to ensure the correct filter is ordered. Datasheet correct at time of print.

Date:20/1/14 V:1



BOFA INTERNATIONAL LTD

TEL: +44 (0) 1202 699 444 FAX: +44 (0) 1202 699 446 EMAIL: sales@bofa.co.uk WEB: www.bofa.co.uk

BOFA AMERICAS, INC

TEL: (618) 205 5007 FAX: (866) 707 2632 EMAIL: sales@bofaamericas.com WEB: www.bofaamericas.com

